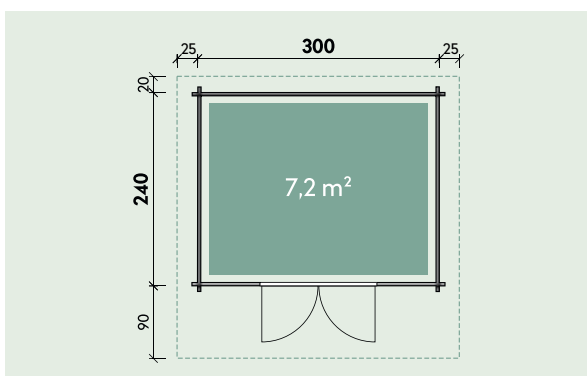


Technische Daten

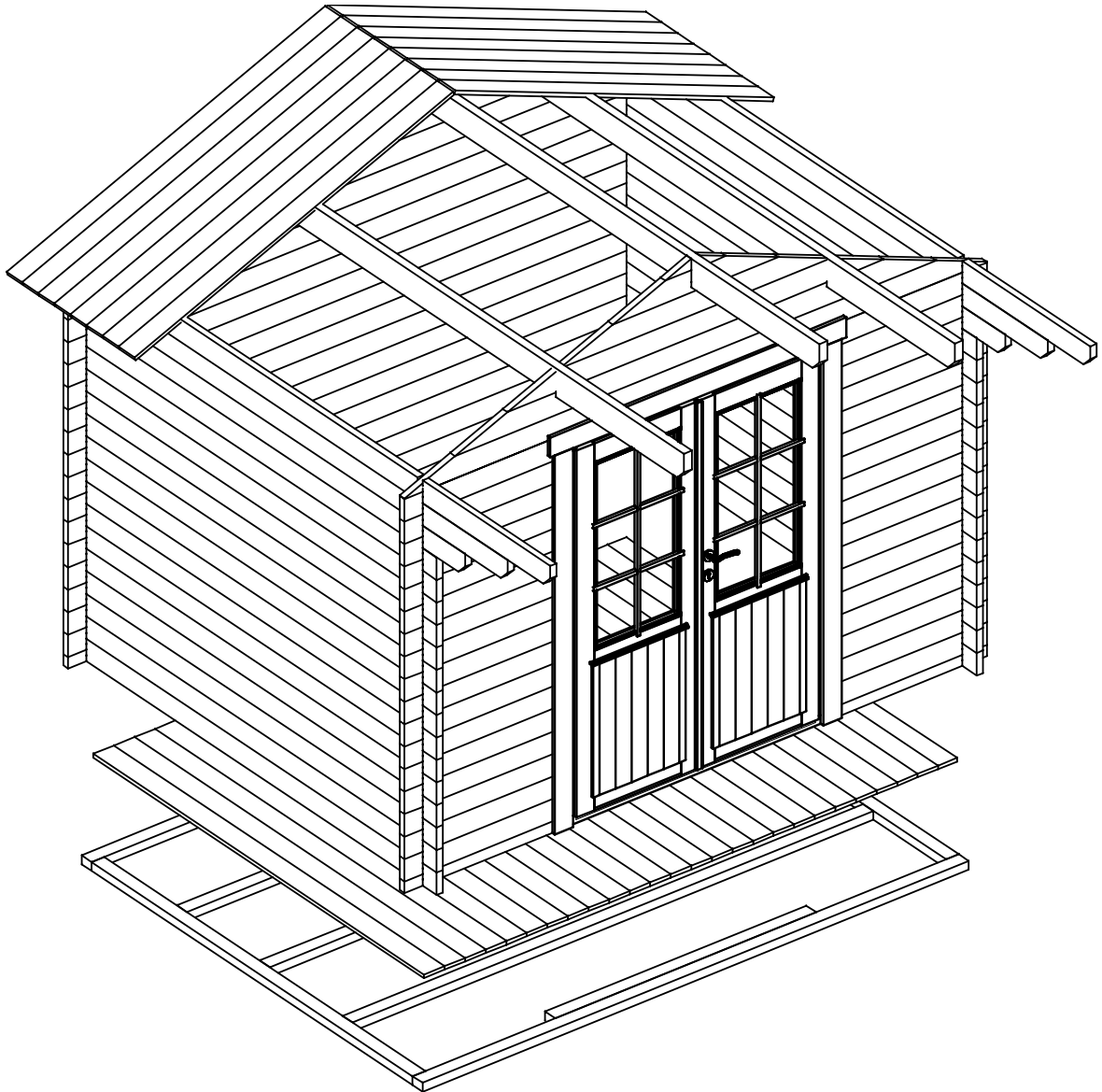


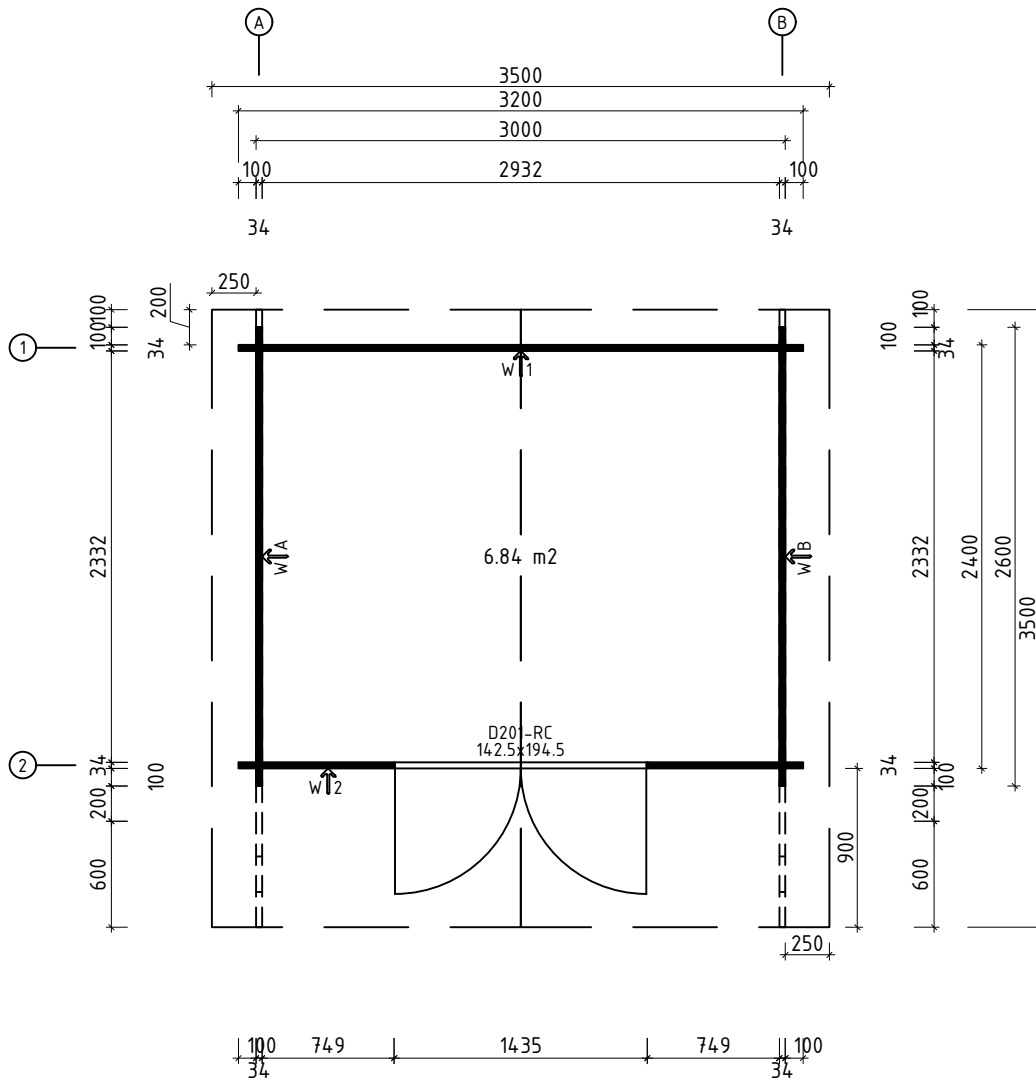
Artikelnummer:

234 050 / 830 241 / 830 242 / 830 243 / 830 244

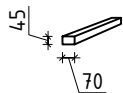
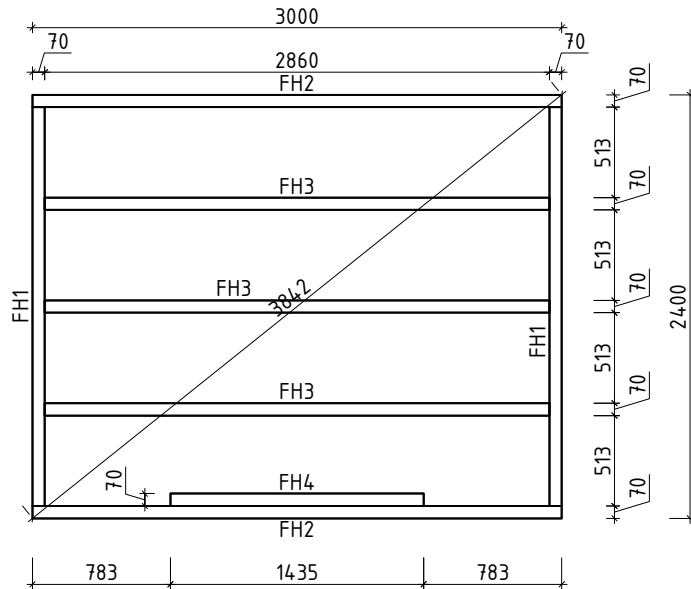


Kontrolliert durch:






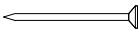







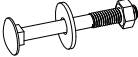










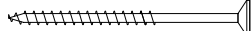





Wir empfehlen als Fundament für Ihr Gartenhaus eine vollflächig festgegründete, gepflasterte oder betonierte Fläche. Wahlweise ist auch ein Punkt- oder Streifenfundament möglich.



Nr.		Stck	Profil (mm)	Länge (mm)
001		1	34x114	3500
002		1	34x114	3500
004		17	34x114	3200
005		1	34x57	3200
006		2	34x114	3100
007		2	34x114	2800
009		30	34x114	2600
013		2	34x57	883
014		34	34x114	883
W1-1		1		
W2-1		1		
FH2	FUNDAMENTHÖLZER (imprägniert) 	2	70x45	3000
FH3	FUNDAMENTHÖLZER (imprägniert) 	3	70x45	2860
FH1	FUNDAMENTHÖLZER (imprägniert) 	2	70x45	2260
FH4	FUNDAMENTHÖLZER (imprägniert) 	1	70x45	1435
PF1	PFETTEN 	2	44x145	3500
PF2	PFETTEN 	1	44x145	3500
	DACHBRETTER	62+1	113x18	1880
	FUSSBODENBRETTER	26+1	113x18	2325
	FUSSBODENLEISTEN		18x40	12.0lfm
G02-1	GIEBELBRETTER 18x120	4	18x120	1960
G06-1	GIEBELDECKLEISTEN 18x58	4	18x58	1960
T06-1	TRAUFENLEISTEN 18x40		18x40	7.0lfm

Nr.			Stck	Profil (mm)	Länge (mm)
T01-1	TRAUFENBRETTER 18x95		2	18x95	3500
GS	Giebelsegment		2		
SM-1	Sturmleisten		4	18x40	1940
SH	Schlaghölzer		3		
NG2 550	NÄGEL 2.5x50 Dachbretter		372		
NG2 550	NÄGEL 2.5x50 Fussbodenbretter		260		
SR3 030	SCHRAUBEN 3.0x30 Fussbodenleisten		22		
SR3 030	SCHRAUBEN 3.0x30 Traufenleisten		14		
SR3 545	SCHRAUBEN 3.5x45 Giebelbretter		16		
SR3 545	SCHRAUBEN 3.5x45 Giebeldeckleisten		16		
SR3 545	SCHRAUBEN 3.5x45 Giebelsegment		4		
SR3 545	SCHRAUBEN 3.5x45 Traufenbretter		14		
SR5 0100	SCHRAUBEN 5.0x100 Fundamenthölzer		32		
SS024	Schloßschrauben M8x70 Mutter M8 U-Scheibe Ø25 - Befestigung für Sturmleisten		12		
	✓ - bitte selber anpassen (falls nötig)!				

Nr.		Stck	Profil (mm)	Länge (mm)
	<p style="text-align: center;">TÜR 1425x1945 D4-D34R-56C-14251945</p> <p>Q4 D201-RC 1425</p>  <div style="border: 1px solid black; padding: 5px; margin-top: 10px;"> <p>Right handed / DIN rechts / paremakäeline</p> <p>Clear opening/ durchgangsmaß/ ava suurus 1297x1837mm</p> <p>double-pane clear float glass ISO Glas 2-fach 2x klaaspakett, kirkas klaas 472x950mm</p> </div>	1		
PROSS H41-1	Q4-1 Muntins - Sprossen - Prossid horizontal 18x18 	4	18x18	497
PROSS V42-1	Q4-2 Muntins - Sprossen - Prossid vertical 18x18 	2	18x18	975
PL3-1	Trims - Rahmenleisten - Piirdeliistud 18x95  ✓	4	18x95	1925
PL3-2	Trims - Rahmenleisten - Piirdeliistud 18x95  ✓	2	18x95	1625
SR30 20-01	3.0x20 Locking plate - Schließblech - Riivi vastus 02 Q4-Q5 	2		
SR30 22-01	3.0x20ÜP Muntins - Sprossen - Prossid 	12		
SR35 45-01	3.5x45 Trims - Rahmleisten - Piirdeliistud 	24		
SR50 90-01	5.0x90 Door frames - Türrahmen - Ukselengid 	8		
RV02	Locking plate - Schließblech - Riivi vastus 02 Q4-Q5 	1		
LS-Q4	Q4 Cylinder lock - Zylinderschloss - Lukusüdamik 	1		
UL-Q4	Q4 Door handle - Türgriff - Ukselink 	1		

