

Technische Daten: Art.-Nr.: 870275

Wandaußenmaß: 530 x 530 cm
Bohlenstärke: 70 mm



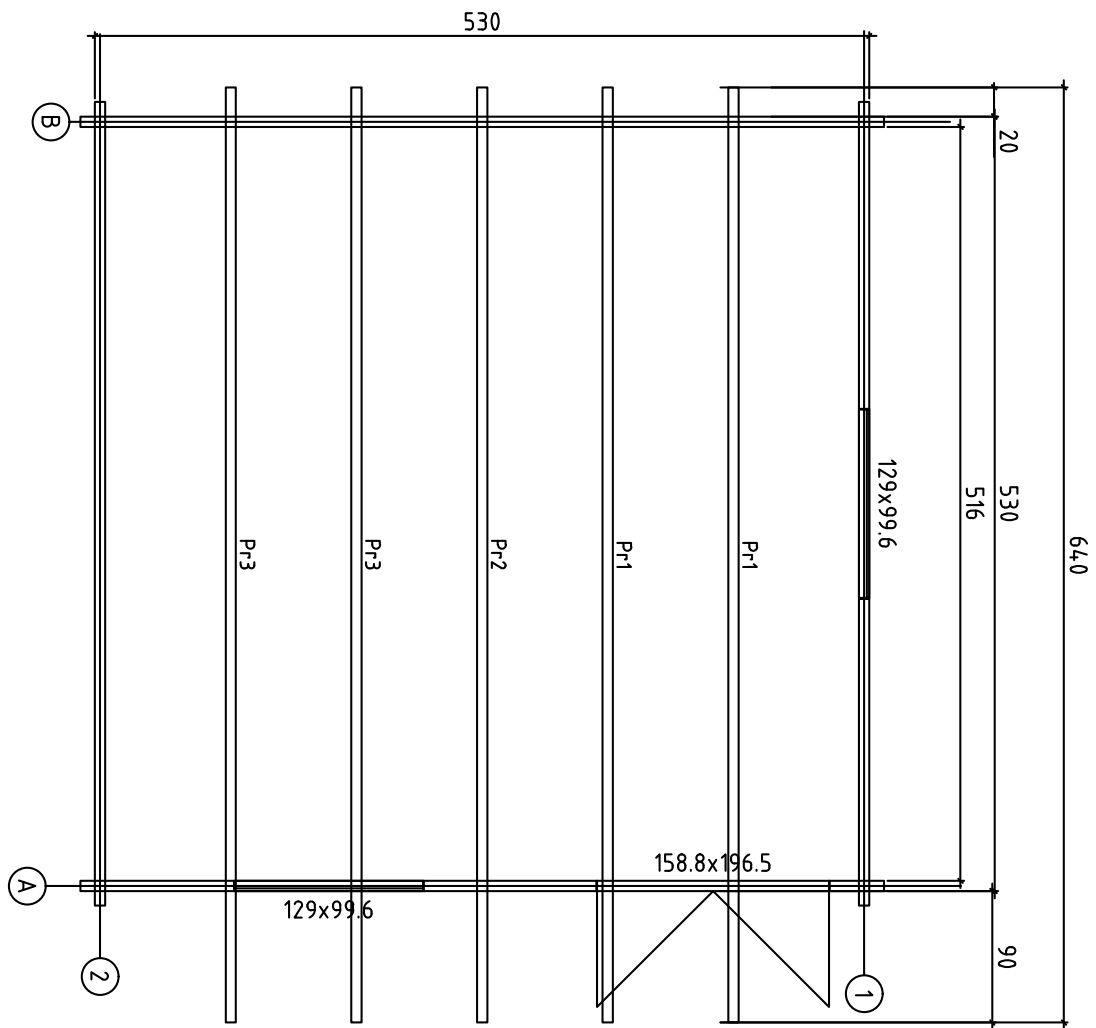
Abbildung Nordkap 70-D



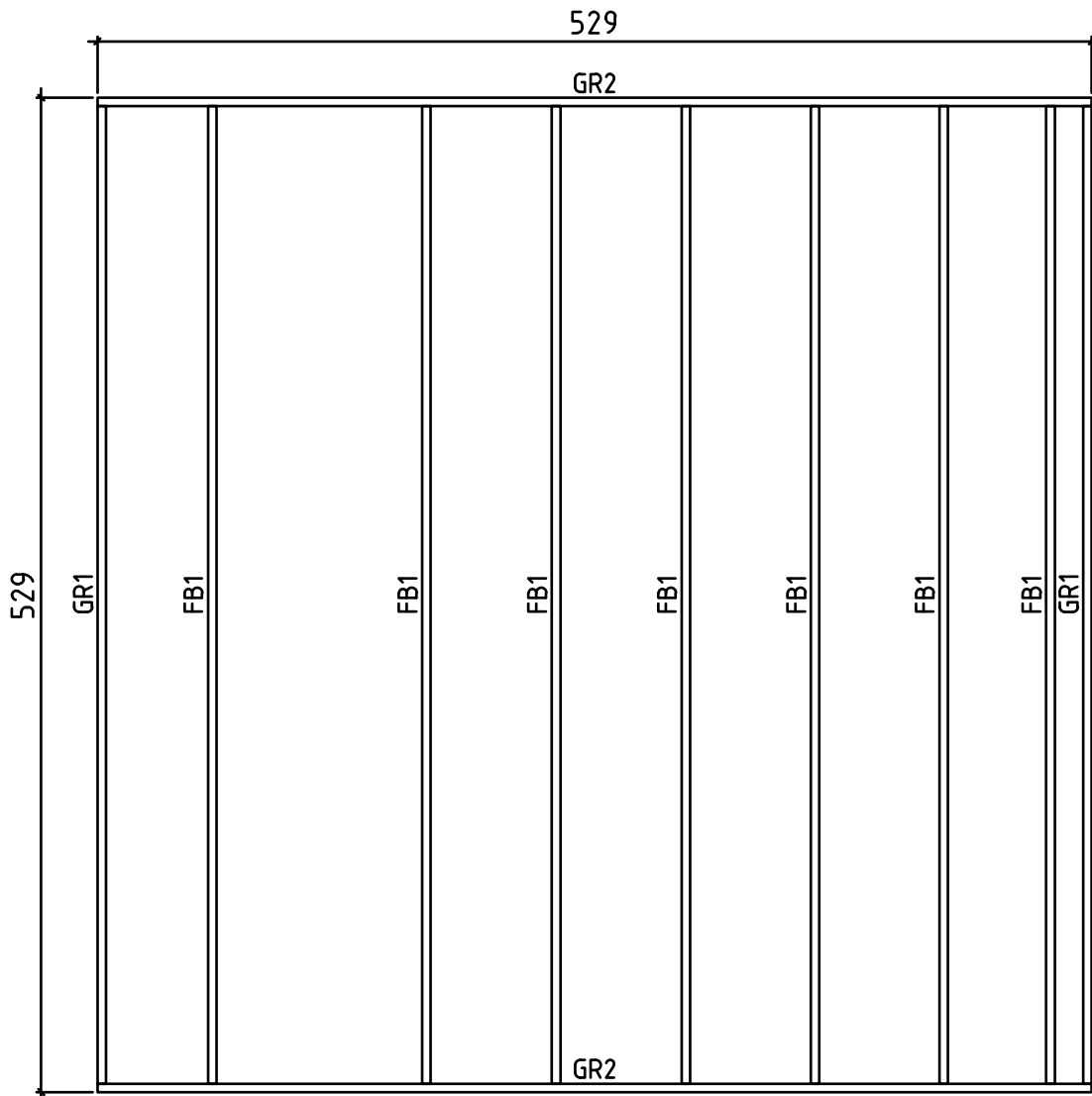
Kontrolliert durch:

Achtung: Alle angegebenen Maße sind ca.-Maße!

Grundriss 870275

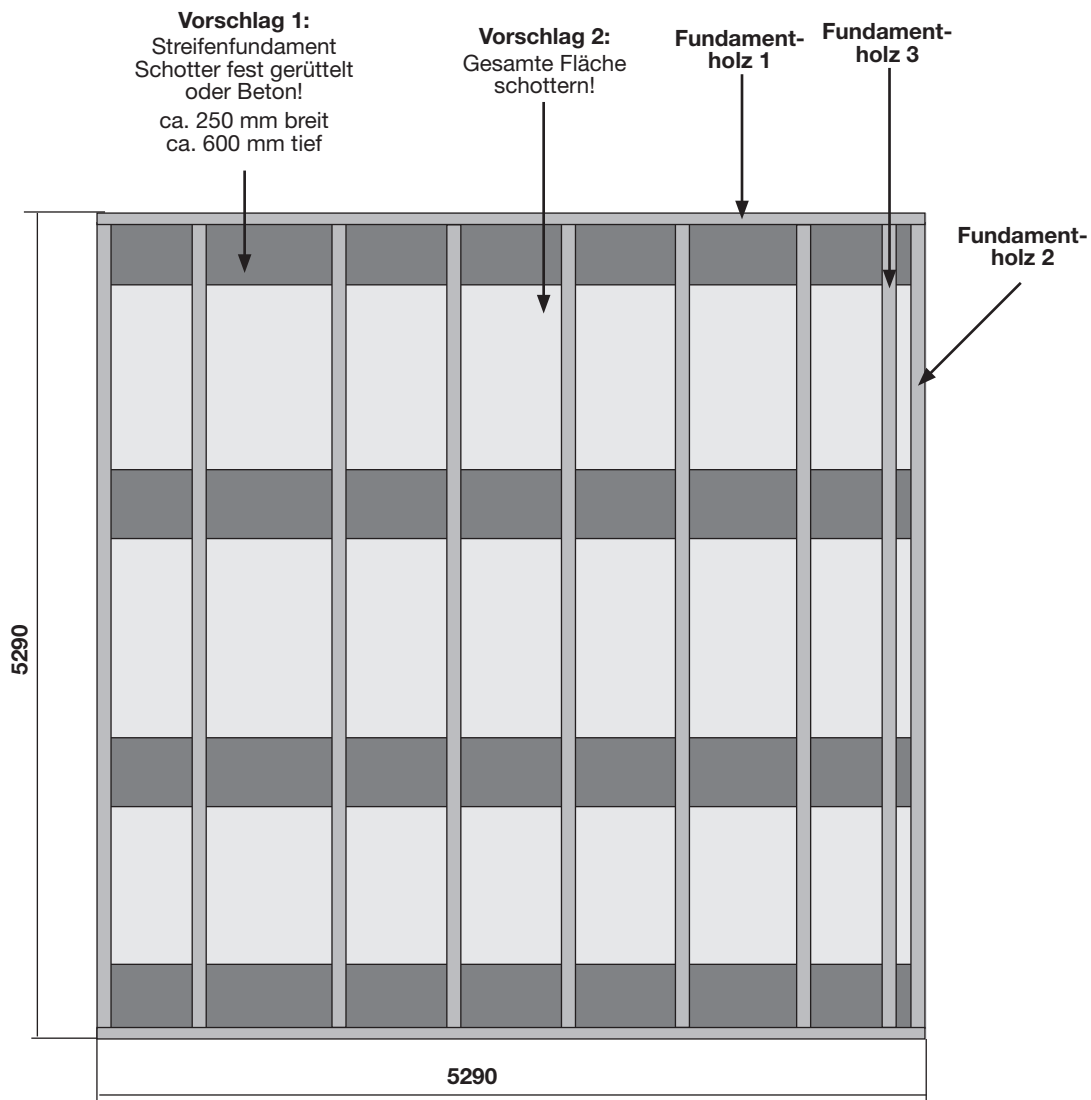


Lagerholzplan 870275



Fundamentplan 870275

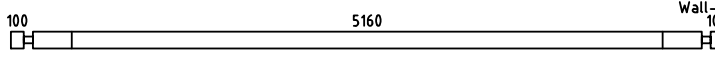
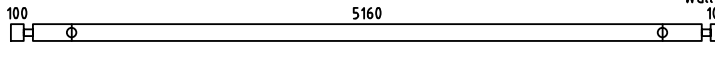

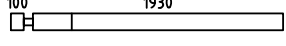
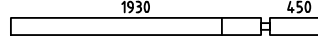
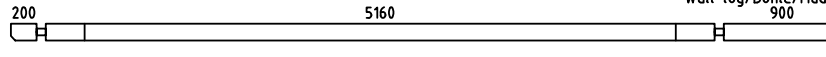
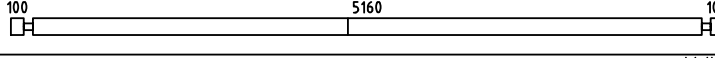
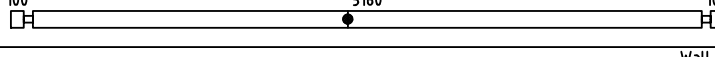


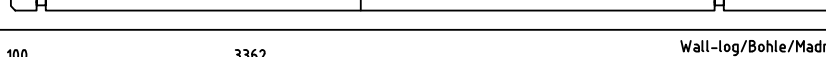













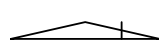
Haustyp	Anzahl der Fundamenthölzer (B x H x L)
Nordkap 70-G/1	Fundamentholz 1: 2 (45 x 90 x 5290 mm) Fundamentholz 2: 2 (45 x 90 x 5200 mm) Fundamentholz 3: 7 (45 x 90 x 5200 mm)



Dieser Fundamentplan ist ein unverbindlicher Vorschlag und kann individuell verändert werden!

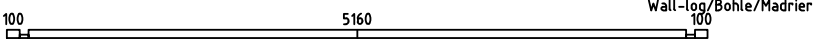























Teileliste 1

870275

Pos		Arv	Profiil (mm)	LENGTH (mm)
001		1	70x130	5500
002		1	70x130	5500
003		5	70x130	5500
004		15	70x130	2100
005		1	70x130	2450
006		1	70x130	6400
007		1	70x130	5500
008		1	70x130	5500
009		12	70x130	5500
010		1	70x130	5850
011		1	70x130	6400
012		1	70x65	3532
013		1	70x65	370
014		1	70x130	3532
015		15	70x130	370
016		6	70x130	3532
017		8	70x130	1051
018		8	70x130	1181
019		1	70x130	5500
020		4	70x123	543
021		1	70x130	3380
022		1	70x130	3440
023		4	70x58	257
024		1	70x130	1719
025		1	70x130	1147













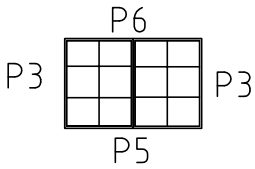
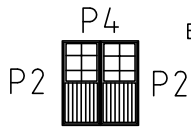











Teileliste 2

870275

Pos		Arv	Profil (mm)	LENGHT (mm)
026		1	70x65	5500
027		1	70x130	5500
028		14	70x130	5500
029		1	70x130	5500
030		1	70x130	3380
031		1	70x130	3440
032		1	70x130	1719
033		1	70x130	1147
GR2		2	45x90	5290
GR1		2	45x90	5200
FB1		7	45x90	5200
Pr1		2	70x170	6400
Pr2		1	70x170	6400
Pr3		2	70x170	6400
	WINDOW/FENSTER 1290x996	2		
	DOOR/ TÜR 1588x1965	1		
1	Screws/Schrauben/Vis 5x100 mm- For fixing first row of wall logs /Fixierung des ersten Bohlenkranzes/Pour fixer les lames de plancher		6	
2	Nails/Nägel/Clous 2.1x50 - For fixing floorboards/ Befestigung Fussbodenbretter/Pour fixer les lames de plancher		495	
3	Nails/Nägel/Clous 2.1x50 - For fixing roofboards/ Befestigung Dachbretter/Pour fixer les voliges		550	
4	Nails/Nägel/Clous 2.1x50 - For fixing floor edge trims/ Befestigung Fussleisten/Pour fixer les plinthes du plancher		30	
5	Nails/Nägel/Clous 2.1x50 - For fixing roofing felt fillet/ Befestigung giebelabschlussbrett/Pour fixer la latte de finition de la couverture		20	
6	Screws/Schrauben/Vis 3,5x50 mm- For fixing roof side boards and roof edge reinforcement Befestigung Traufenbretter und Traufenleisten Pour fixer les planches de rive et le tasseau de refront		44	
7	Screws/Schrauben/Vis 3,5x50 mm- For fixing fascia boards and diamonds/ Befestigung Giebelblende und Raute Pour fixer les planches de rive et le diamant		28	
8	Screws/Schrauben/Vis 3,5x50 mm- For fixing fwindow and door trims/ Befestigung Fenster und türen/ Pour fixer les croisillons des fenestres et des portes		68	
9	Metal storm Brace/Gewindestange/Tige filetee 10 mm		5	
10	Shim/Nuts/Mutter, U-Scheibe/Ecrou/Rondelle 10 mm For fixing storm braces/ Pour fixer les anti tampe/ Für Sturmleisten Pour fixer les croisillons des fenestres et des portes Metal storm Brace/Gewindestange/Tige filetee 10 mm KL1-2 M10 2,63 m 2 Screws 180 10 pcs. KL3 M10 2,18 m 3 Plastic caps 5 pcs.		5/5	

Teileliste 3

870275

POS	ST.	B	H	L	ERKLÄRUNG
FB1	Vt. spetsi				 FLOORBEAMS
F2	26,62m ²	28		5155	 FUSSBODENBRETTER 55/42/35
R1	5	70	170	6400	 ROOFBEAMS
R2	39,29m ²	20		3070	 Dachbretter 138/108/88
R3	4	20	120	3200	<small>Vaeta kefise kelcenurka</small>  Frontboard 
R4	4	45	65	3200	<small>Vaeta kefise kelcenurka</small>  Frontboard fixing board 
R5	4	20	120	3200	<small>Vaeta kefise kelcenurka</small>  Girders facade 
R6	4	20	90	3200	 Topboard 
WN29	2	1290	996		
DR15	1	1588	1965		 External door
P1	22 m	20	40		 Floor edge trim
P2	4	20	90	1945	 Fixing boards for door 
P3	8	20	90	1100	 Fixing boards for door and WN29 
P4	2	20	90	1890	 Fixing boards for door DR 15 
P5	4	20	90	1250	 Fixing boards for windows WN29 
P6	4	20	90	1590	 Fixing boards for windows WN29 

Wandpläne 870275

