

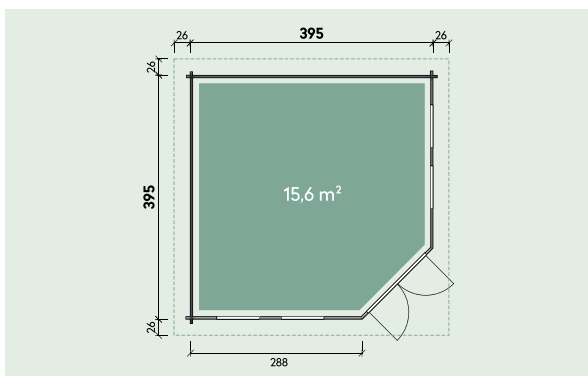
Technische Daten



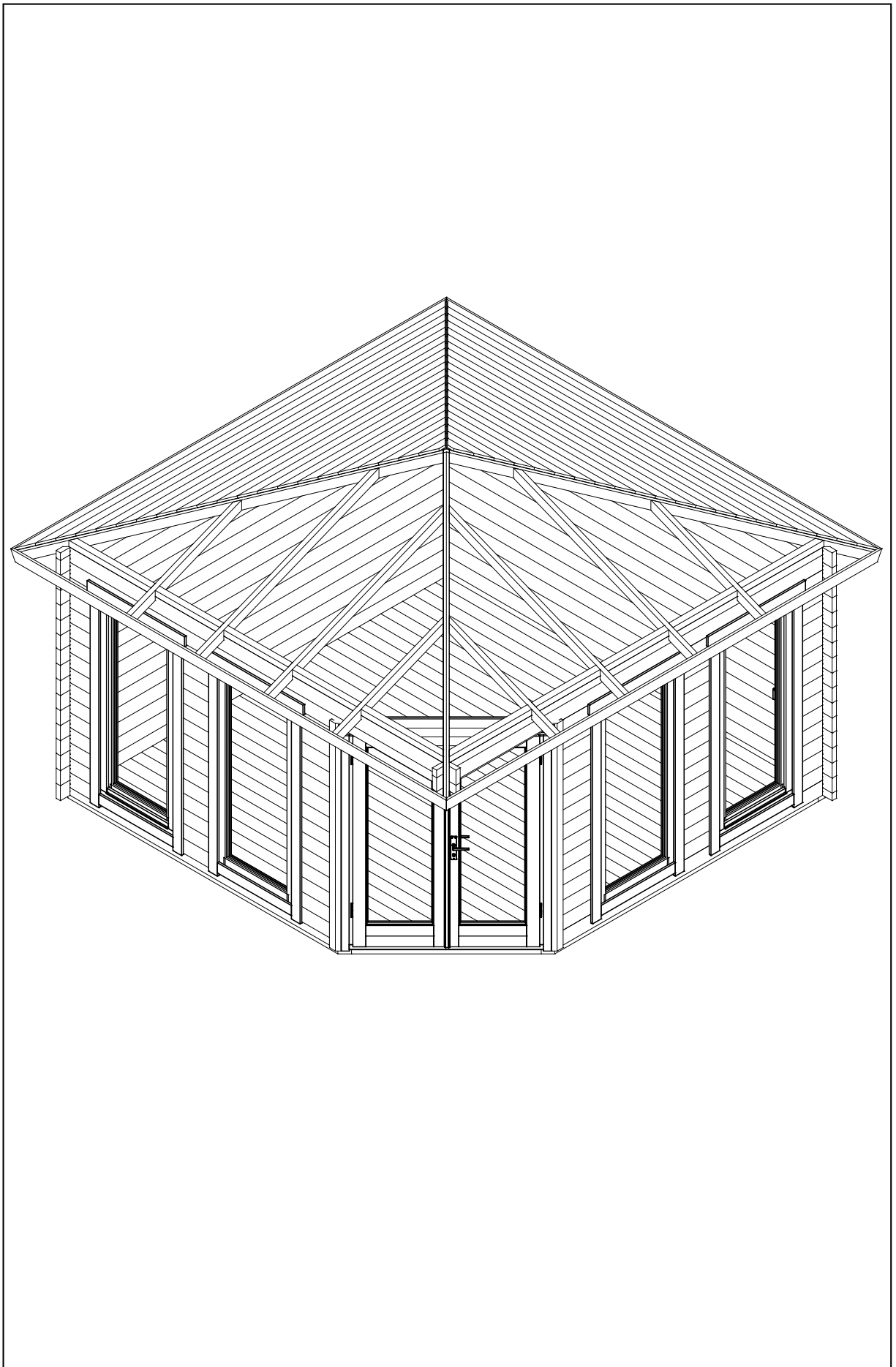
Durch Kunden farblich behandelt.

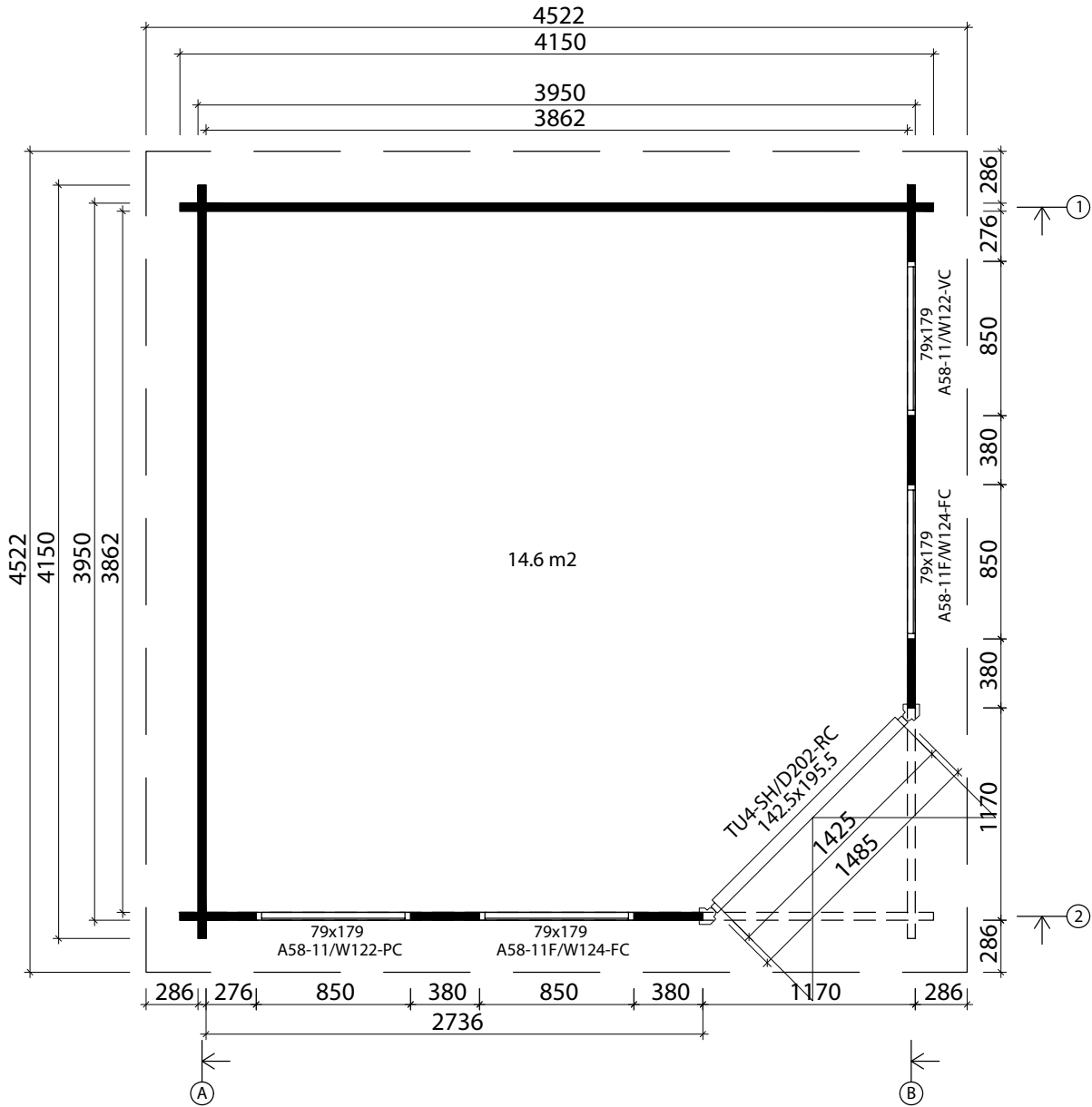
Artikelnummer:

544 220, 544 280, 544 281



Kontrolliert durch:

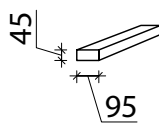
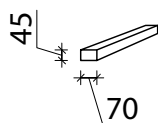
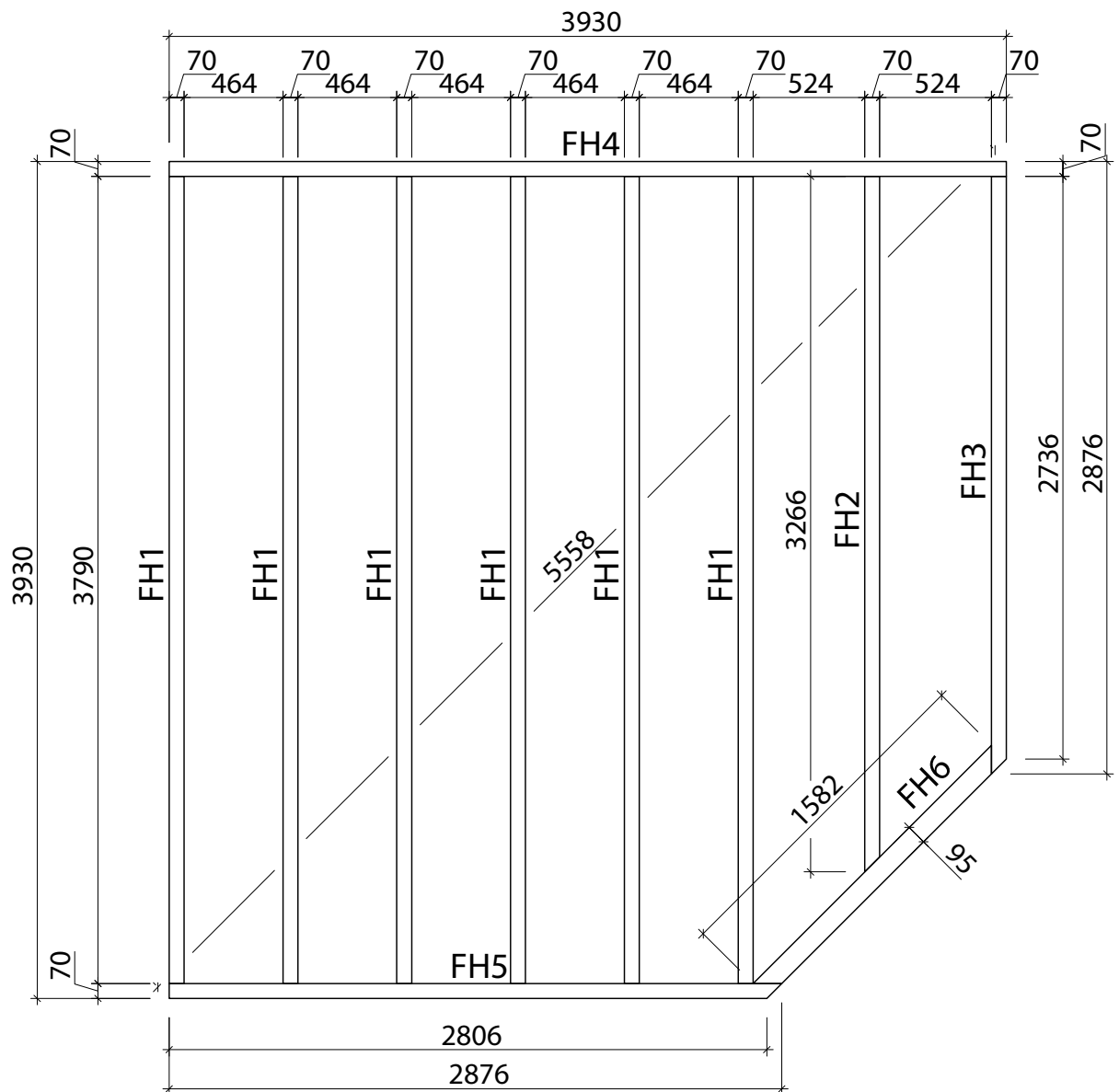


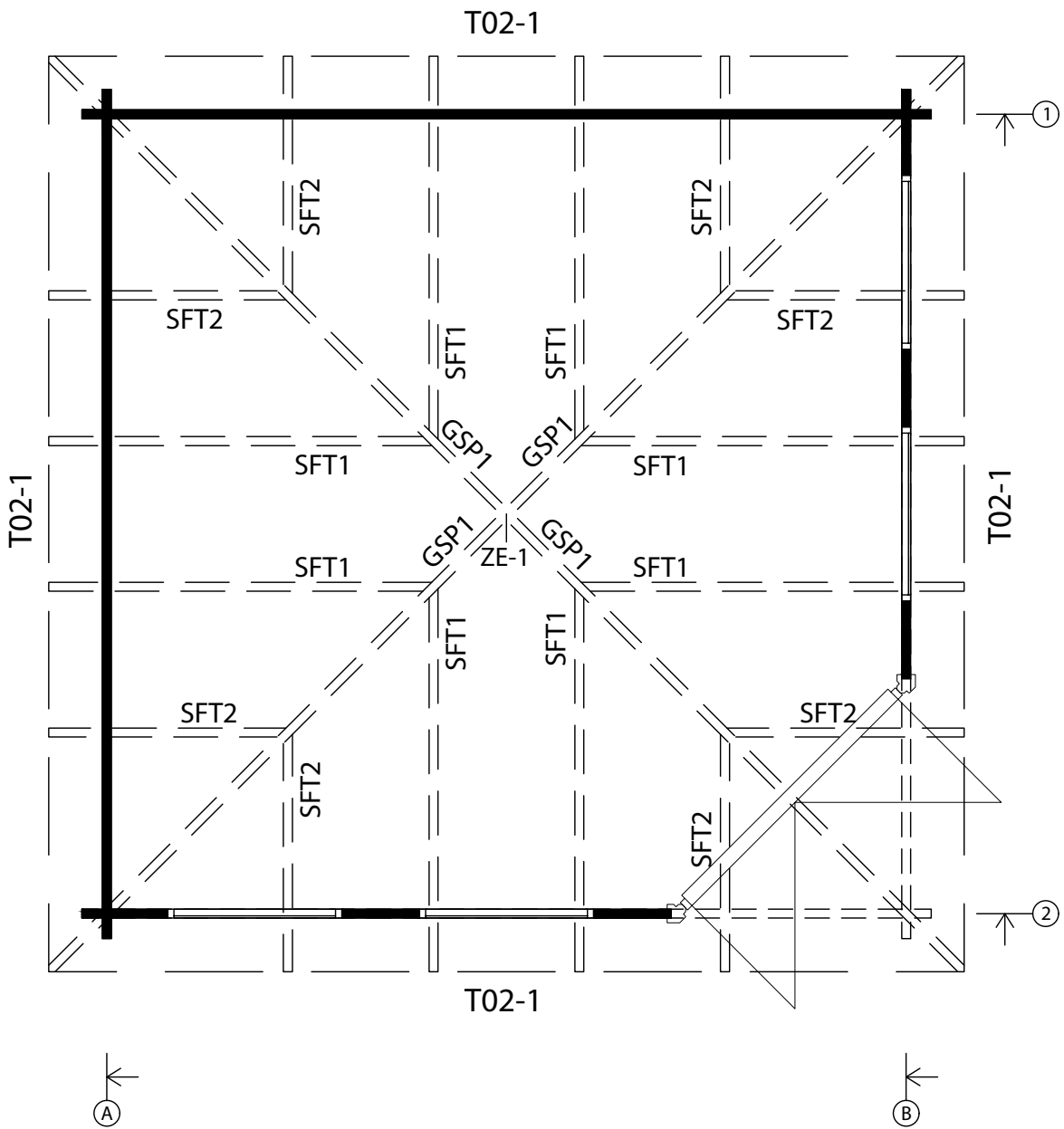


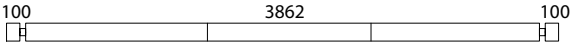
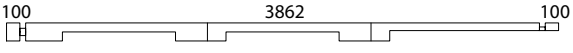
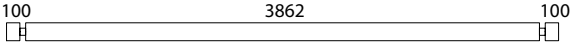
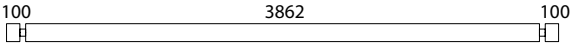
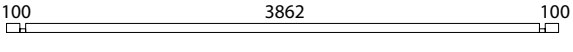
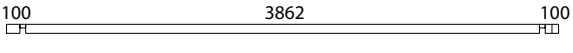
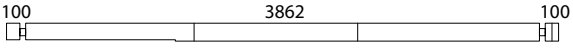
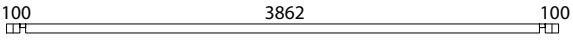
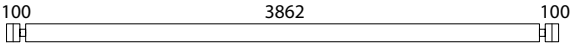
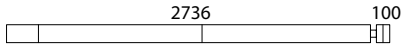
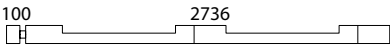
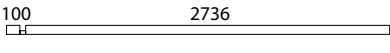
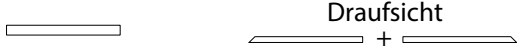









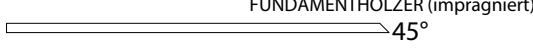
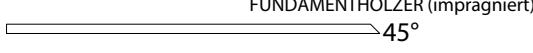

Q4-Qualitätsklasse für Fenster und Türen

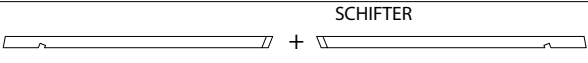
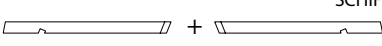

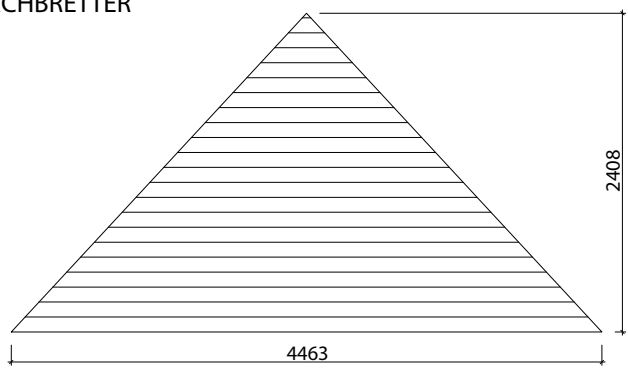

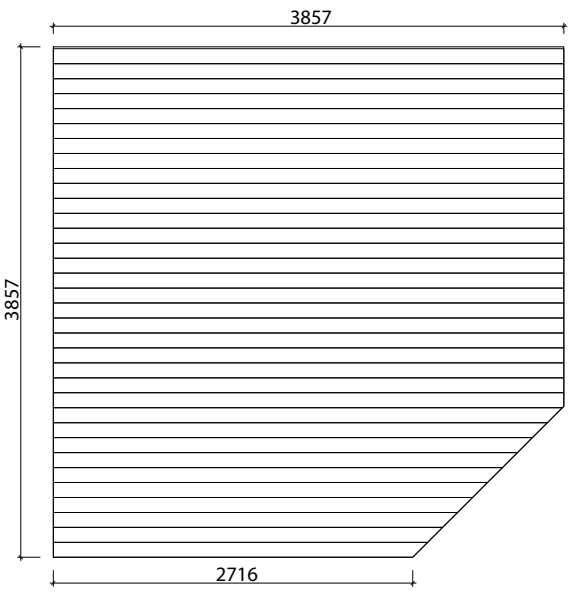







* Fenster und Türen sind ohne Sprossen












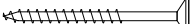
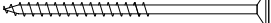
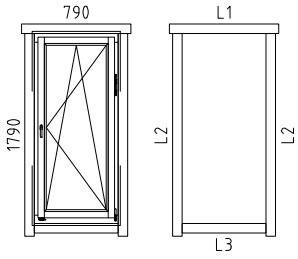
Wir empfehlen als Fundament für Ihr Gartenhaus eine vollflächig festgegründete, gepflasterte oder betonierte Fläche. Wahlweise ist auch ein Punkt- oder Streifenfundament möglich.

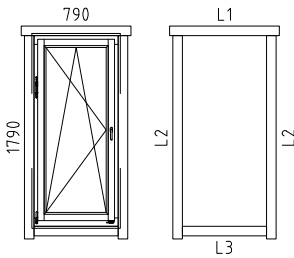
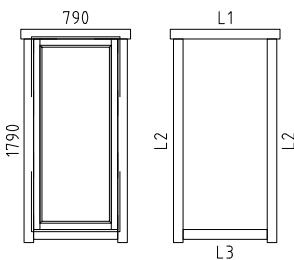
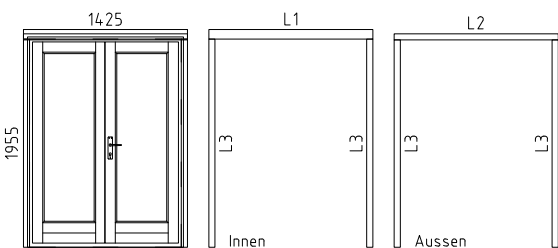


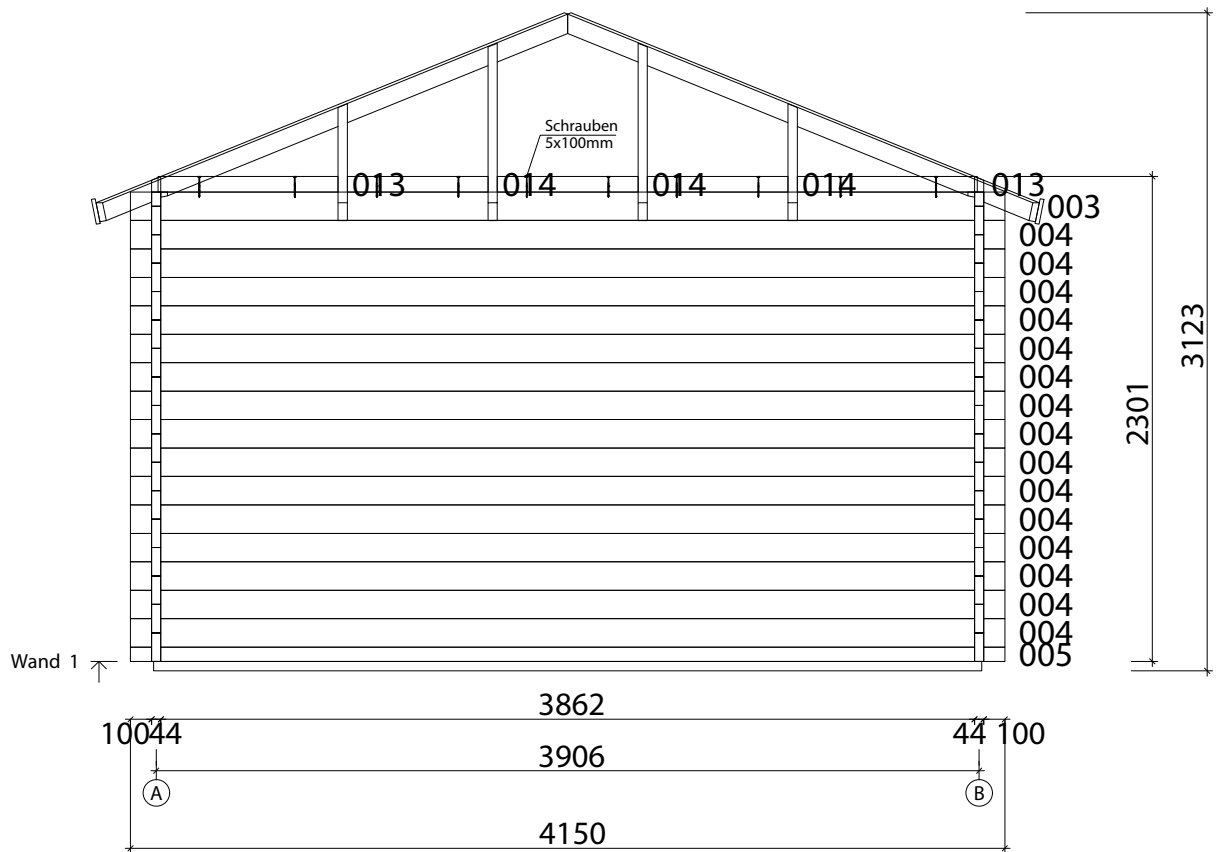


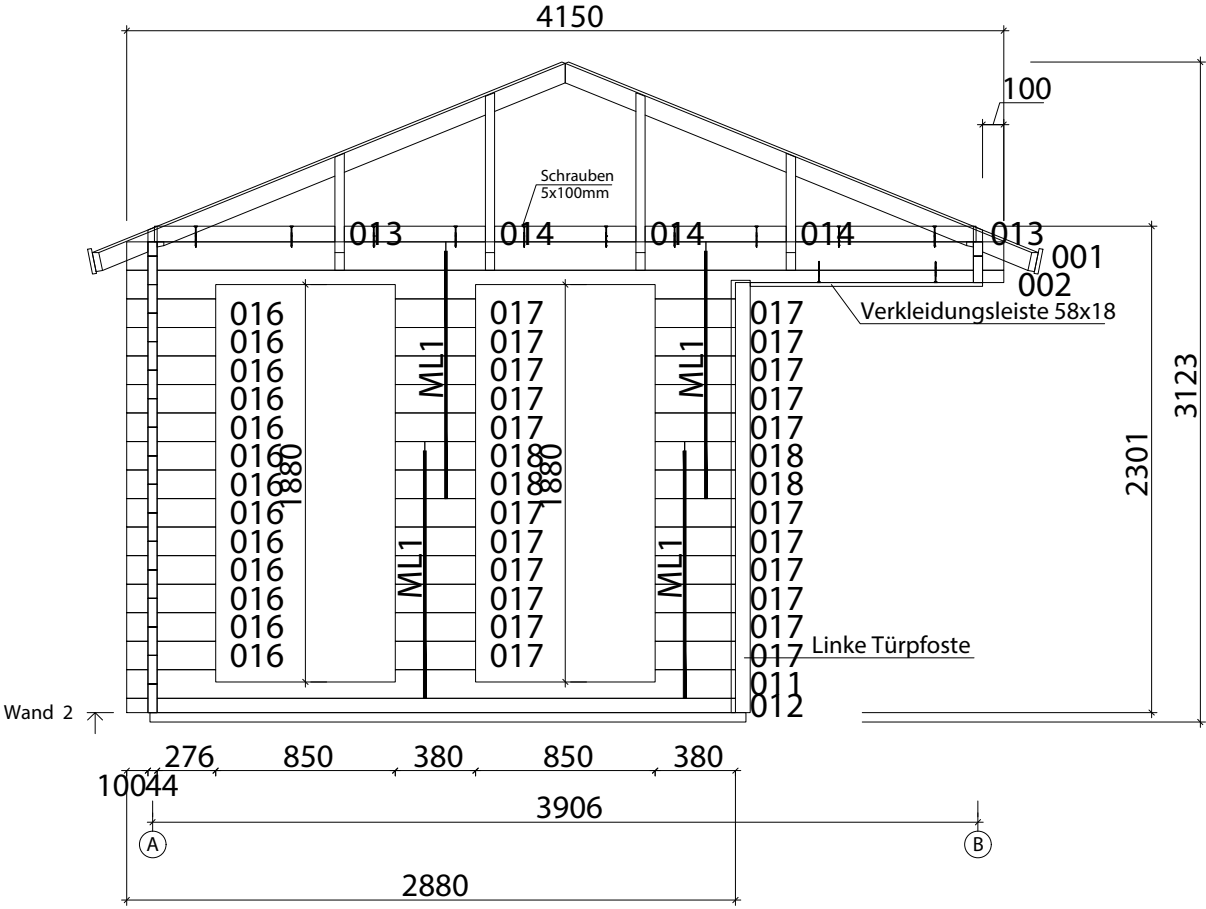
Pos		Stck.	Profil (mm)	Länge (mm)
001		1	44x135	4150
002		1	44x135	4150
003		1	44x135	4150
004		15	44x135	4150
005		1	44x68	4150
006		1	44x68	4150
007		1	44x135	4150
008		1	44x68	4150
009		16	44x135	4150
010		1	44x135	2880
011		1	44x135	2880
012		1	44x68	2880
013	 Draufsicht	✓ 4+4	44x74	854
014		12	44x74	668
015		14	44x135	420
016		13	44x135	420
017		46	44x135	380
018		8	44x135	380
FH6	 FUNDAMENTHÖLZER (imprägniert)	1	95x45	1582
FH4	 FUNDAMENTHÖLZER (imprägniert)	1	70x45	3930
FH1	 FUNDAMENTHÖLZER (imprägniert)	6	70x45	3790
FH2	 FUNDAMENTHÖLZER (imprägniert)	1	70x45	3266
FH5	 FUNDAMENTHÖLZER (imprägniert)	1	70x45	2876
FH3	 FUNDAMENTHÖLZER (imprägniert)	1	70x45	2806
GSP1	 GRATSPARREN	4	44x94	3270

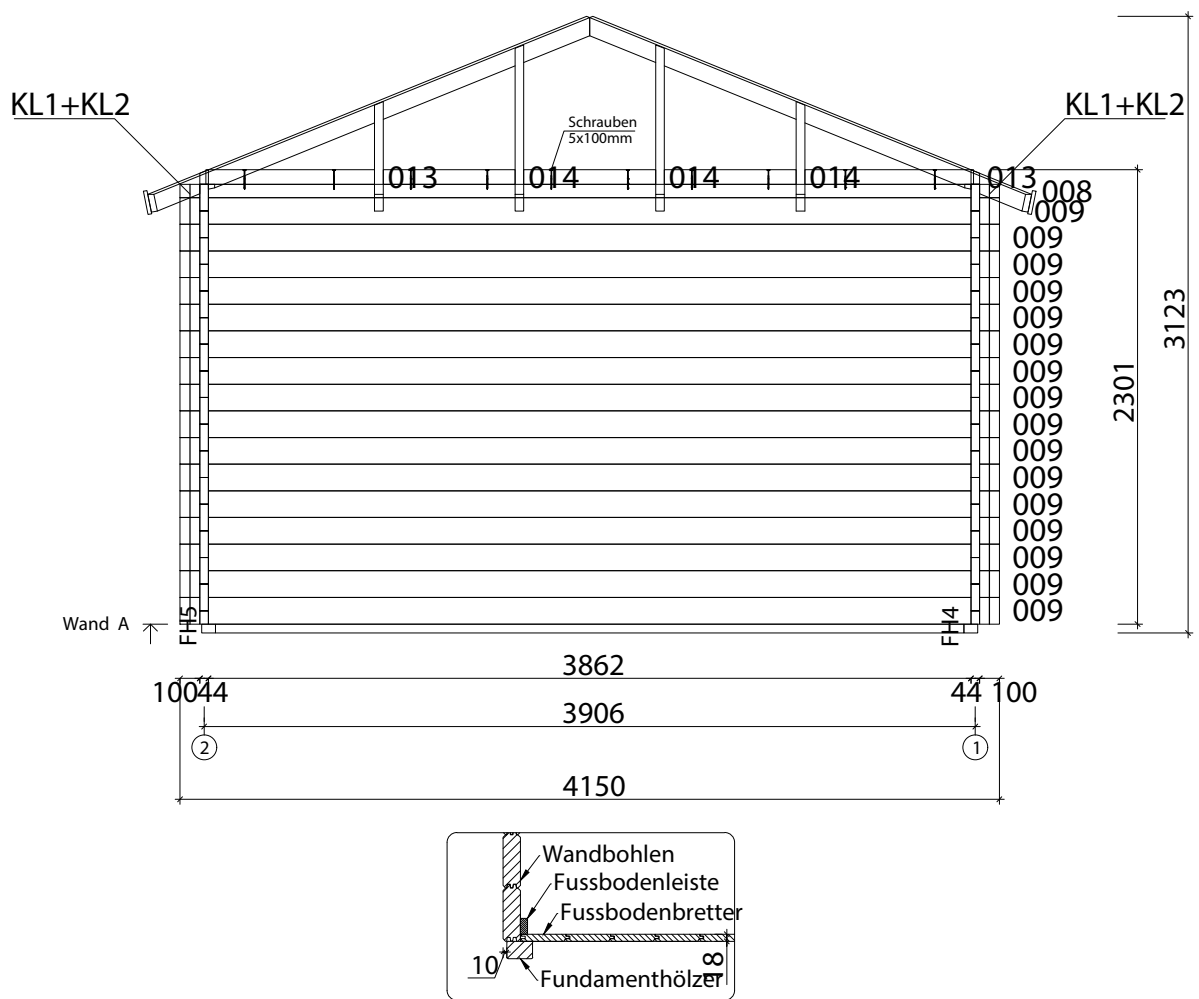
Pos		Stck.	Profil (mm)	Länge (mm)
SFT2	 SCHIFTER	4+4	44x85	2036
SFT1	 SCHIFTER	4+4	44x85	1268
ZE-1	ZENTRALE VERBINDUNGSELEMENT (DACH) 	1	44x44	90
	DACHBRETTER  	4	113x18	
	FUSSBODENBRETTER  	1	113x18	24+1 sirged/ ohne Ecke 11 nurk 45°/ mit Ecke
	FUSSBODENLEISTEN 		18x40	15,0 lfdm
DzT 40-1	ECKTÜR- Deckbrett zum Tür 40 	1	18x40	1585
VK1-1	ECKTÜR- Verkleidungsleisten 58 für Vordachelement  45°	2	58x18	1110
P9L2-1	ECKTÜR- linke Türpfosten 44 	1	90x90	2045
P9R2-1	ECKTÜR- rechte Türpfosten 44 	1	90x90	2045
VE1	ECKTÜR- Vordachelement 1435x745 	1		

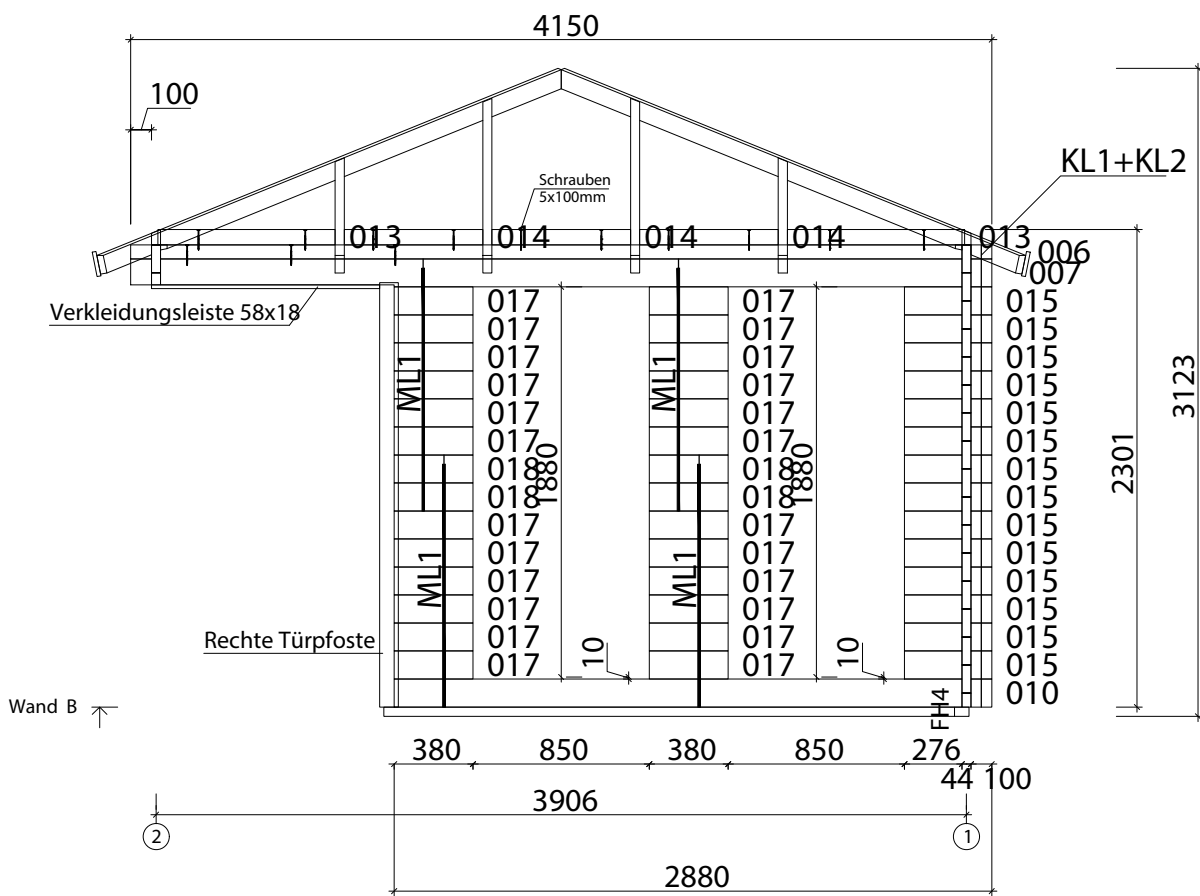
Pos		Stck.	Profil (mm)	Länge (mm)
T02-1	TRAUFENBRETTER 18x120  ✓	4	18x120	4563
SH	Schlaghölzer 	3		
ML1	Metallstange 	8	D10	1170
KL1	Gewindestange M8 	3		2000
KL2	Gewindestange M8 	3		258
KV M UT M8	Mutter M8 	6		
KV S EIB M8X25	U-Scheibe M8 Ø25 	6		
KV MU TJ M8	Befestigungsmutter M8 	3		
NG04	NÄGEL 2.5x50 Dachbretter Fussbodenbretter 	1316		
SR32	SCHRAUBEN 3.0x30 Fussbodenleiste 	30		
SR37	SCHRAUBEN 3.5x45 Deckbrett, Vordachelement Verkleidungsleisten, Traufenbretter Fenster- und Türleisten 	186		
SR55	SCHRAUBEN 5.0x70 Gratsparren GSP1, Schifter SFT1, SFT2 pos 010 und 012 (1. Bohlenreihe neben die Tür) 	24		
SR57	SCHRAUBEN 5.0x100 Fundamenthölzer Wandbalken pos 013, 014, 002 und 006 Gratsparren GSP1, Schifter SFT1, SFT2 	109		
	FENSTER Q4 W4-S44P-0XC-07901790	1		
	 <p>A58-11/W122-PC</p> <p>L1 18x90 L=1030mm 2 Stck. L2 18x90 L=1910mm 4 Stck. L3 18x90 L=790mm 2 Stck. ✓</p> <p>DIN rechts</p>			

Pos		Stck.	Profil (mm)	Länge (mm)
	<p>FENSTER Q4 W4-S44V-OXC-07901790</p>  <p>A58-11/W122-VC</p> <p>L1 18x90 L=1030mm 2 Stck. L2 18x90 L=1910mm 4 Stck. L3 18x90 L=790mm 2 Stck. ✓</p> <p>DIN links</p>	1		
	<p>FENSTER Q4 W4-S44F-OXC-07901790</p>  <p>A58-11F/W124-FC</p> <p>L1 18x90 L=1030mm 2 Stck. L2 18x90 L=1910mm 4 Stck. L3 18x90 L=790mm 2 Stck. ✓</p>	2		
	<p>TÜR Q4 D4-M44R-OXC-14251955</p>  <p>TU4-SH/D202-RC</p> <p>L1 18x90 L=1540mm 1 Stck. L2 18x58 L=1540mm 1 Stck. L3 18x58 L=1955mm 4 Stck. ✓</p> <p>DIN rechts</p>	1		
	✓ - bitte selber anpassen (falls nötig)!			

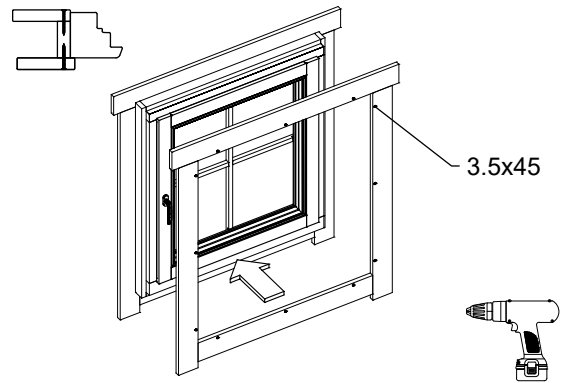
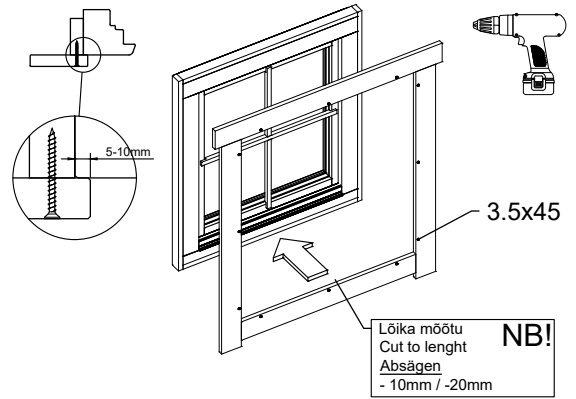
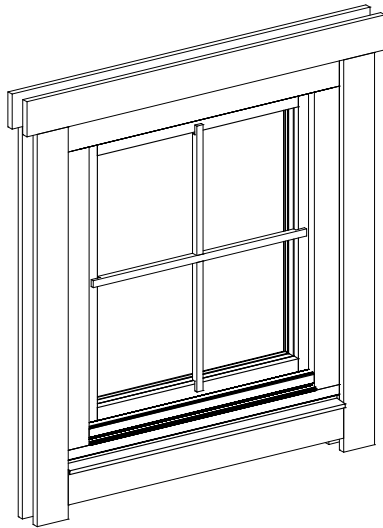






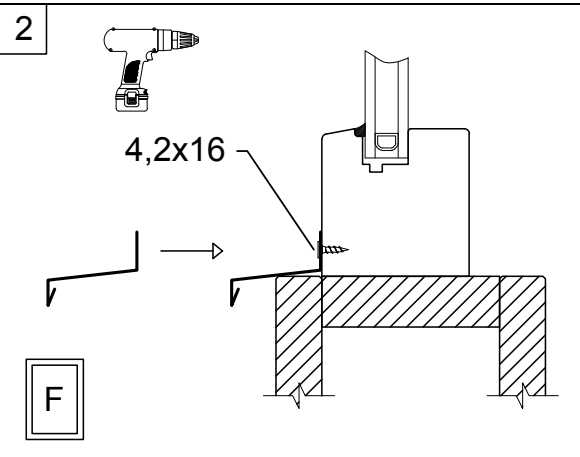
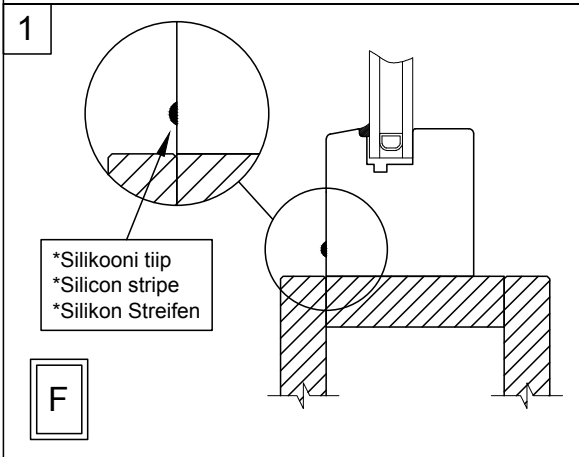
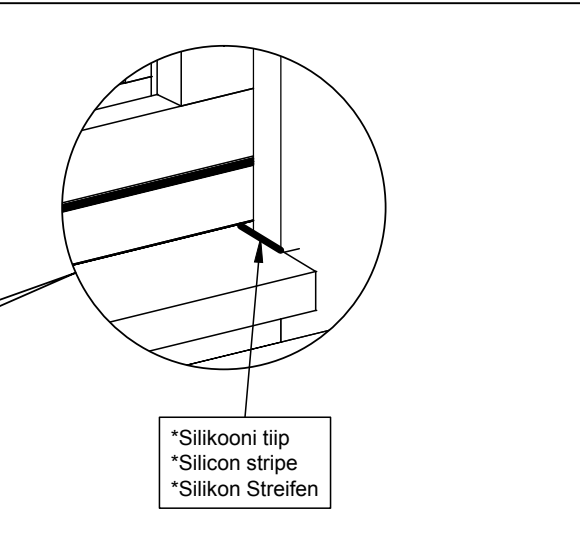
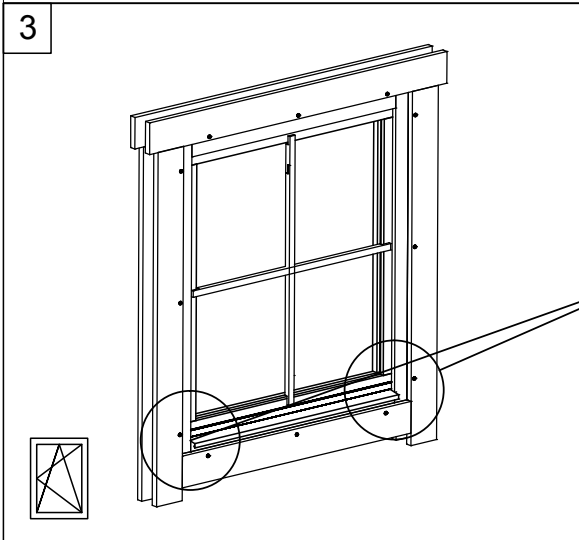
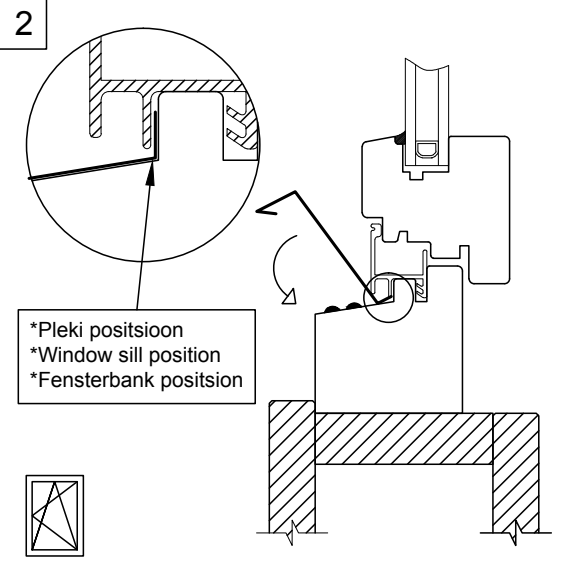
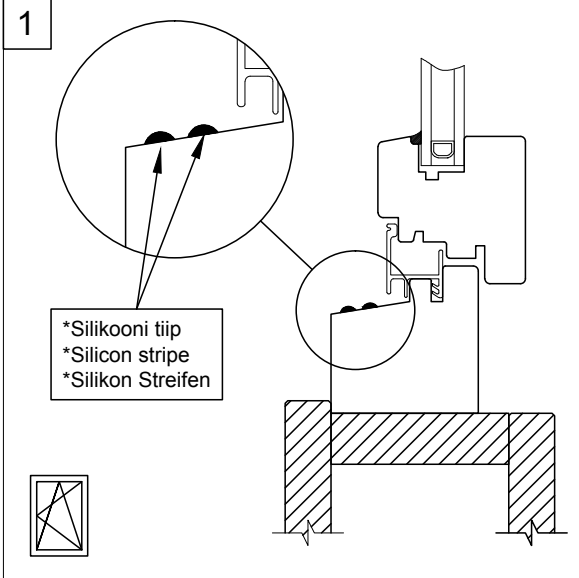


Aken Q4-Q6 - paigaldusjuhhis
 Window Q4-Q6 - assembly instructions
 Fenster Q4-Q6 - Montageanleitung



Veeplekk / Window sill / Fensterbank

Q4



Ukse montaaž / Tür montage / Door assembly
(GH+ / SH)

