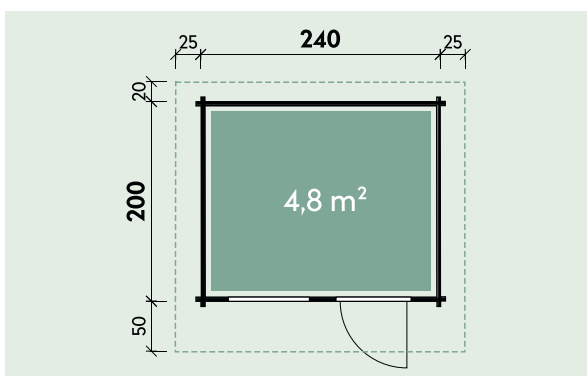


Technische Daten

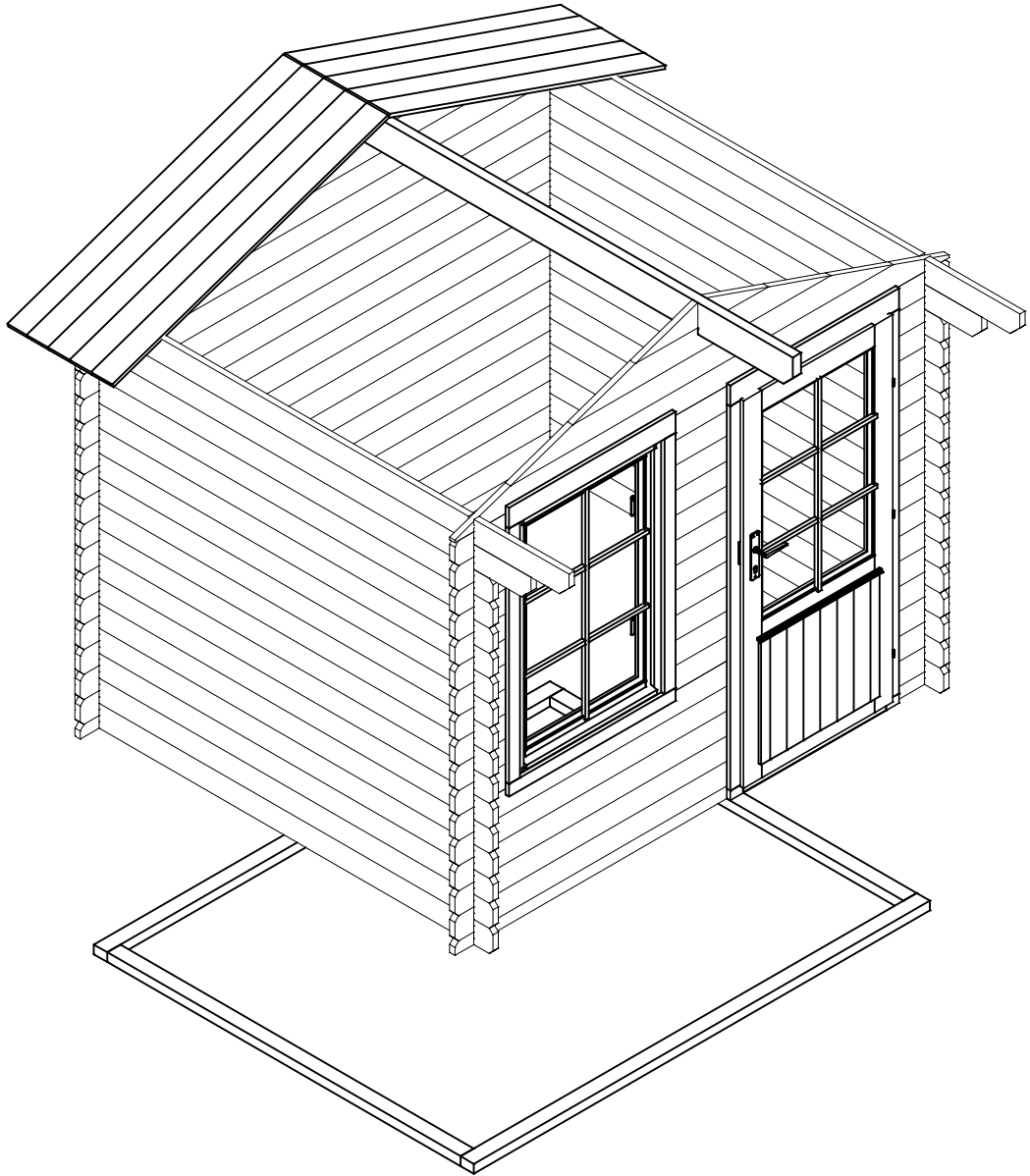


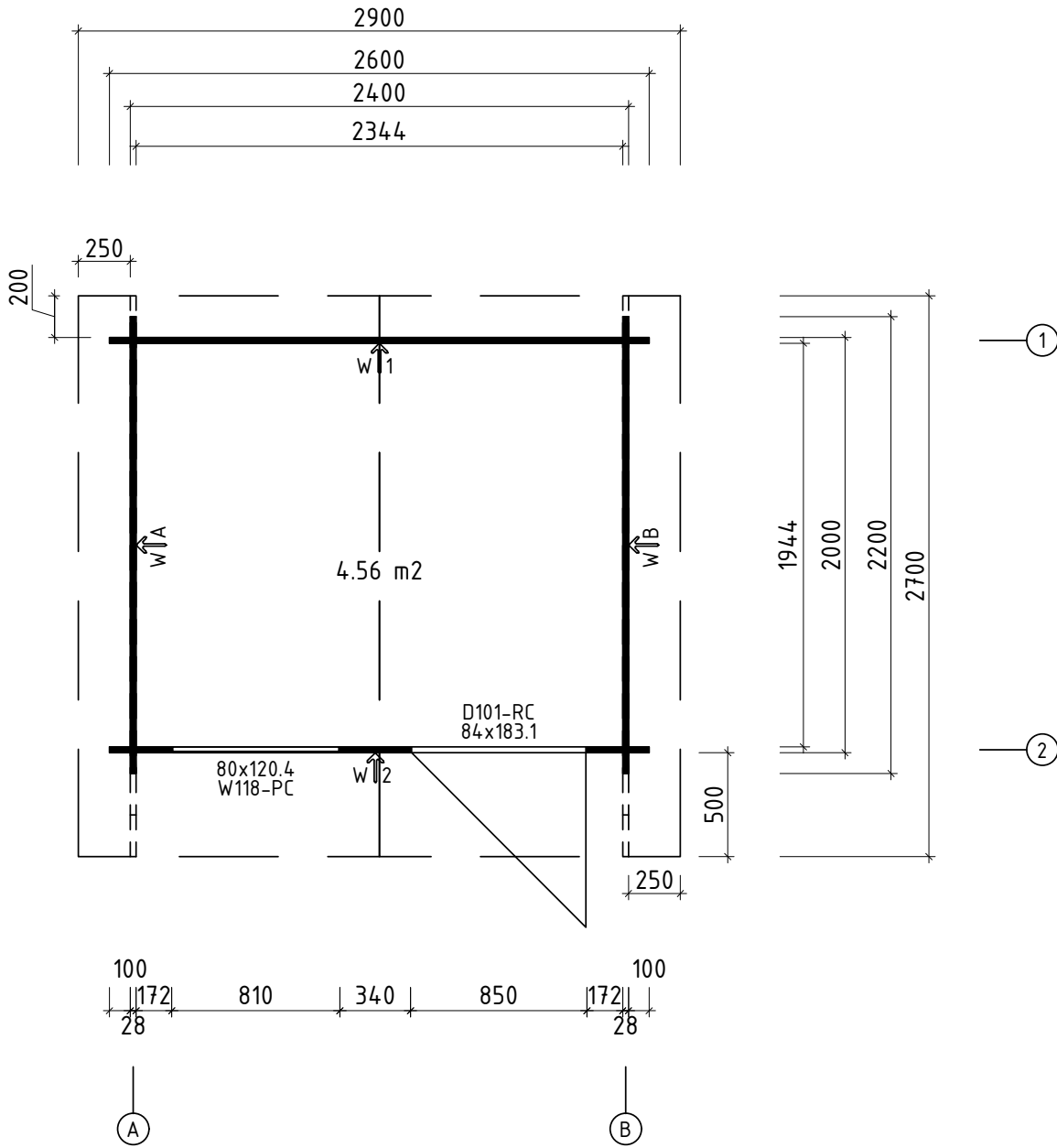
Artikelnummer:

528 110

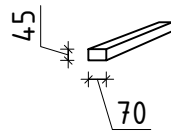
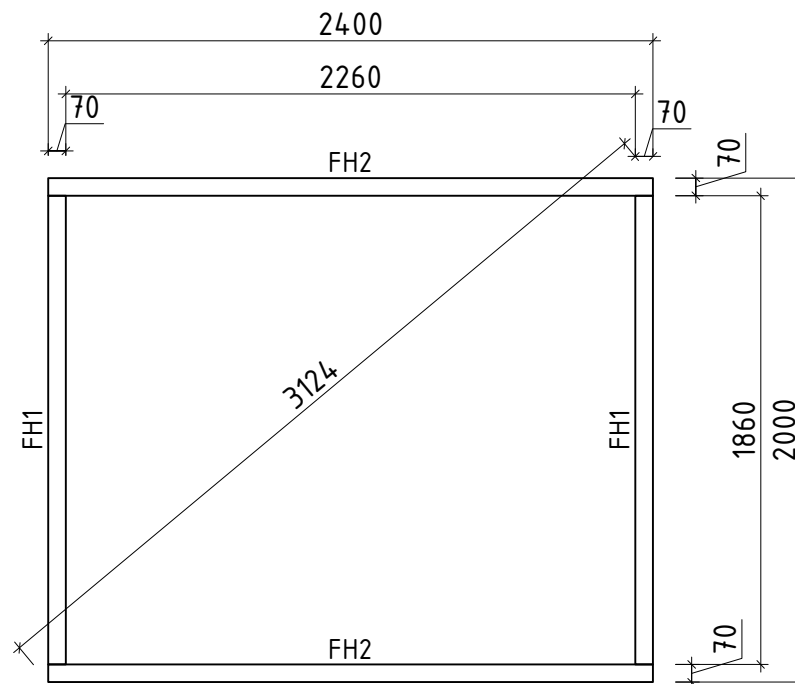


Kontrolliert durch:










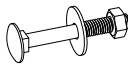


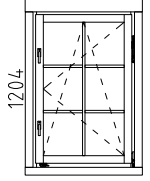
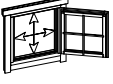







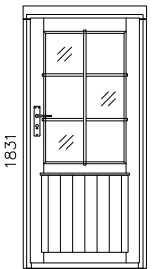







Wir empfehlen als Fundament für Ihr Gartenhaus eine vollflächig festgegründete, gepflasterte oder betonierte Fläche. Wahlweise ist auch ein Punkt- oder Streifenfundament möglich.



| Nr. | | Stck. | Profil (mm) | Länge (mm) |
|-------|-----------------------------------|-------|-------------|------------|
| 001 | | 1 | 28x114 | 2700 |
| 002 | | 1 | 28x114 | 2700 |
| 004 | | 1 | 28x57 | 2600 |
| 005 | | 16 | 28x114 | 2600 |
| 006 | | 2 | 28x114 | 2400 |
| 007 | | 30 | 28x114 | 2200 |
| 009 | | 5 | 28x114 | 1450 |
| 010 | | 1 | 28x57 | 1450 |
| 012 | | 11 | 28x114 | 340 |
| 015 | | 27 | 28x114 | 300 |
| 016 | | 1 | 28x57 | 300 |
| W1-1 | | 1 | | |
| W2-1 | | 1 | | |
| FH2 | FUNDAMENTHÖLZER (imprägniert) | 2 | 70x45 | 2400 |
| FH1 | FUNDAMENTHÖLZER (imprägniert) | 2 | 70x45 | 1860 |
| PF1 | PFETTEN | 1 | 44x145 | 2700 |
| | DACHBRETTER | 48+1 | 113x16 | 1535 |
| G02-1 | GIEBELBRETTER 18x120 19,1° | 4 | 18x120 | 1615 |
| G06-1 | GIEBELDECKLEISTEN 18x58 | 4 | 18x58 | 1615 |
| SM-1 | Sturmleisten | 4 | 18x40 | 1825 |
| T06-1 | TRAUHENLEISTEN 18x40 | 2 | 18x40 | 2700 |
| T01-1 | TRAUHENBRETTER 18x95 | 2 | 18x95 | 2700 |
| GS | Giebelsegment | 2 | | |

| Nr. | | | Stck | Profil (mm) | Länge (mm) |
|-------------|--|--|------|-------------|------------|
| SH | Schlaghölzer |  | 3 | | |
| NG2 550 | NÄGEL 2.5x50 Dachbretter |  | 192 | | |
| SR3 030 | SCHRAUBEN 3.0x30 Traufenleisten |  | 12 | | |
| SR3 545 | SCHRAUBEN 3.5x45 Giebelbretter |  | 16 | | |
| SR3 545 | SCHRAUBEN 3.5x45 Giebeldeckleisten |  | 16 | | |
| SR3 545 | SCHRAUBEN 3.5x45 Giebelsegment |  | 4 | | |
| SR3 545 | SCHRAUBEN 3.5x45 Traufenbretter |  | 12 | | |
| SR5 0100 | SCHRAUBEN 5.0x100 Fundamenthölzer |  | 16 | | |
| SH | Schlaghölzer |  | 3 | | |
| SS013 | Schloßschrauben M8x60 Mutter M8 U-Scheibe Ø25 - Befestigung für Sturmleisten |  | 12 | | |
| | | | | | |
| | | | | | |
| | | | | | |
| | | | | | |
| | | | | | |
| | | | | | |
| | | | | | |
| | | | | | |
| | | | | | |
| | | | | | |
| | | | | | |
| | | | | | |
| | | | | | |
| | | | | | |
| | | | | | |
| | | | | | |
| | | | | | |
| | | | | | |
| | | | | | |
| | ✓ - bitte selber anpassen (falls nötig)! | | | | |

| Nr. | | Stck | Profil (mm) | Länge (mm) |
|------------|--|------|-------------|------------|
| | <p style="text-align: center;">FENSTER 800x1204 W2-S28P-06C-08001204</p> <div style="display: flex; justify-content: space-around; align-items: flex-start;"> <div style="text-align: center;"> <p>Q2 W118-PC 800</p>  </div> <div style="border: 1px solid black; padding: 5px; width: 150px;"> <p>Right handed/ DIN rechts paremakäeline</p> </div> <div style="border: 1px solid black; padding: 5px; width: 150px;"> <p>Clear opening/ durchgangsmaß/ ava suurus</p>  <p>686x1081mm</p> </div> <div style="border: 1px solid black; padding: 5px; width: 150px;"> <p>Clear float glass klares Floatglas kirgas klaas</p>  <p>629x1023mm</p> </div> </div> | 1 | | |
| PROSS H1-1 | Q2-Q3-1 Muntins - Sprossen - Prossid horizontal 18x18  | 2 | 18x18 | 654 |
| PROSS V2-1 | Q2-Q3-2 Muntins - Sprossen - Prossid vertical 18x18  | 1 | 18x18 | 1049 |
| SR30 22-01 | 3.0x20ÜP Muntins - Sprossen - Prossid  | 6 | | |
| AL-Q 2-Q3 | Q2-Q3 Window handle - Fenstergriff - Aknalink  | 2 | | |
| | | | | |
| | | | | |
| | | | | |
| | | | | |
| | | | | |
| | | | | |
| | | | | |
| | | | | |
| | | | | |
| | | | | |
| | | | | |
| | | | | |
| | | | | |
| | | | | |
| | | | | |
| | | | | |
| | | | | |
| | | | | |

| Nr. | | Stck | Profil (mm) | Länge (mm) |
|---------------|--|------|-------------|------------|
| | <p style="text-align: center;">TÜR 840x1831 D2-S28R-56C-08401831</p> <div style="display: flex; justify-content: space-between;"> <div style="text-align: center;"> <p>Q2 D101-RC 840</p>  </div> <div style="border: 1px solid black; padding: 5px; width: 150px;"> <p>Right handed / DIN rechts / paremakäeline</p> </div> <div style="border: 1px solid black; padding: 5px; width: 150px;"> <p>Clear opening/ durchgangsmaß/ ava suurus 752x174,3mm</p>  </div> <div style="border: 1px solid black; padding: 5px; width: 150px;"> <p>Clear float glass klares Floatglas kirgas klaas 589x950mm</p>  </div> </div> | 1 | | |
| PROSS H1-2 | Q2-Q3-1 Muntins - Sprossen - Prossid horizontal 18x18  | 2 | 18x18 | 614 |
| PROSS V2-2 | Q2-Q3-2 Muntins - Sprossen - Prossid vertical 18x18  | 1 | 18x18 | 975 |
| SR30 22-01 | 3.0x20ÜP Muntins - Sprossen - Prossid  | 6 | | |
| UL-Q 2-Q3 | Q2-Q3 Door handle - Türgriff - Ukselink  | 1 | | |
| LS-Q4 | Q4 Cylinder lock - Zylinderschloss - Lukusüdamik  | 1 | | |
| | | | | |
| | | | | |
| | | | | |
| | | | | |
| | | | | |
| | | | | |
| | | | | |
| | | | | |
| | | | | |
| | | | | |
| | | | | |
| | | | | |
| | | | | |
| | | | | |
| | | | | |
| | | | | |
| | | | | |

